




McKinney Christian Multisensory Teacher Training  
Accredited through IMSLEC

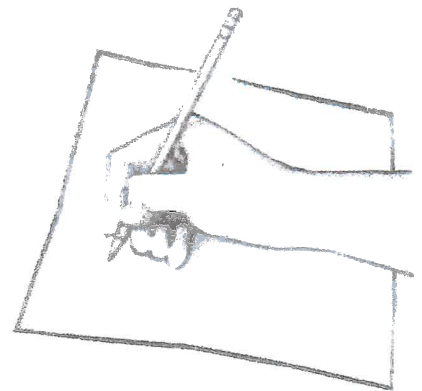

# Verbal into Written Expression Application Worksheets

Completed by Dr. Beverly Dooley - Dallas, Texas

## VOLUME 1



Jaden



Multisensory Teacher Training  
MCKINNEY CHRISTIAN ACADEMY

3601 Bois D'Arc Rd.  
McKinney, TX 75071  
214-544-4502 Ext. 4329

# Verbal into Written Expression Skills

## Table of Contents

---

---

	Page
Hierarchy of Skills .....	1
History of Language .....	2-6
Months of the Year .....	7-12
Days of the Week .....	13-16
Sentence .....	17
Simple Sentence .....	18
Phrase .....	19-21
Categorizing .....	22-27
Sequencing .....	28-33
Topic Sentence .....	34-37
Capital I .....	38
What else do we capitalize	
Months, Days, Holidays, not seasons .....	39-42
1st words in sentences .....	43-46
Quotation Marks .....	47-49
Names and Titles .....	50-54
In Letters: 1st word in openings/closings .....	55
Geographical Names .....	57-58
Important Words in Titles of Books .....	59-60
Well known things .....	61-62
Declarative Sentence .....	63-67
Interrogative Sentence .....	68-74
Exclamatory Sentence .....	75-78
Imperative Sentence .....	79-82
Four Kinds of Sentences .....	83-84
Comma .....	85-86
Comma Rule One .....	87
Comma Rule Two .....	88
Comma Rule Three .....	89-91
Comma Rule Four .....	92-94
Comma Rule Five .....	95-98
Comma Rule Six .....	99-107
Comma Rule Seven .....	108-110
's .....	111
Semi-colon .....	112-113
Colon .....	114-119
Hyphen .....	120
Bibliography .....	121-122

# Hierarchy of Verbal into Written Expression Skills

## Check sheet

History of Language

Months of the Year

Days of the Week

Sentence

Simple Sentence

Phrase

Categorizing

Sequencing

Topic Sentence

Introduction to Capitals

Months. Days. HolidayS. but not seasons

1st words in sentences and quotes

Quotation Marks

Names and Titles

In Letters: 1st words in openings/closings

Geographical names

Important Names in titles of books

Well known things

Declarative Sentence

Interrogative Sentence

Exclamatory Sentence

Imperative Sentence

Four Kinds of Sentences

Comma

Comma Rule One

Comma Rule Two

Comma Rule Three

Comma Rule Four

Comma Rule Five

Comma Rule Six

Comma Rule Seven

's

Semi-colon

Colon

Hyphen

# HISTORY OF LANGUAGE

Teacher asks: How do we talk with each other without saying a word. Can you show me some messages we give to each other by using our hands or gestures? (Give student a chance to give examples)

Teacher: How do you say:

Hello

Good-bye

That's good

No

Yes

Stop

How do you say ?

Come here and sit down.

I am sleepy.

I am angry.

Sit on my lap.



Teacher: It is possible to communicate without words, but only simple messages. Before oral languages, this is one way people got their messages across -- with their hands, facial expressions and gestures.

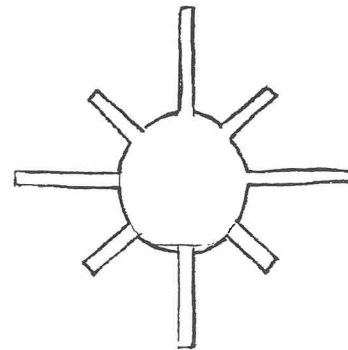

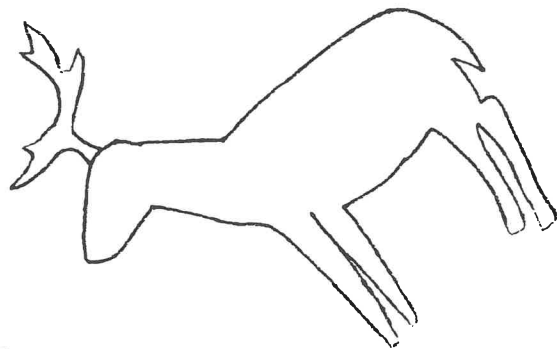



# History of Language

Discuss first forms of Language  
Communication through cave drawings.

Make a cave mural:

1. Tape a large piece of butcher paper on the wall.
2. Students place thier hand on the paper and blow powdered tempra paint through a straw around thier hand.
3. Also have cut-outs of animals and nature shapes to use.



# PICTURE LANGUAGE

Long ago the native Americans told their stories in picture language. A simple picture stood for a word or idea. These pictures are called PICTOGRAPHS.



BEAR



NOON



RIVER



HUNGRY



DAY



WARRIOR CANOE



TREES



STORM



HOME



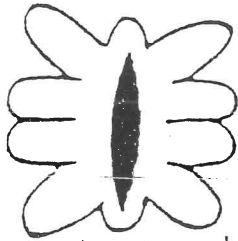
SUN

On a separate sheet of paper, write a story in your own language. Use some of these pictographs as well as the ones on the next two pages. You may want to make up some pictographs of your own.

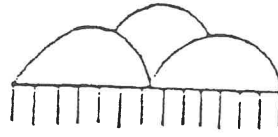
Here's a beginning you might like to use for your story.

I didn't wake up until  . When I left  , I .....

# INDIAN SIGNS



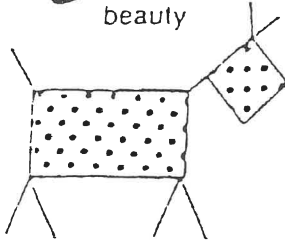
beauty



good future



medicine man's eye



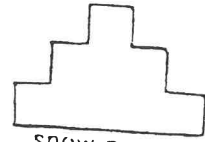
travel




good sign



tepee



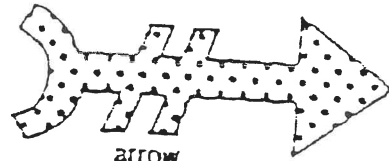
snow prayer



protection



strong



arrow



swift



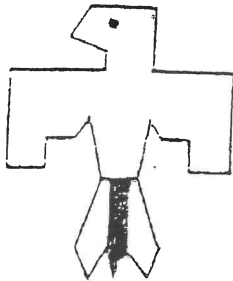
bright future



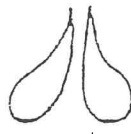
deer track



bear track



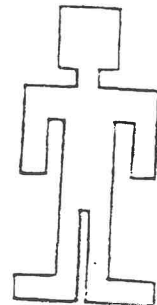
thunderbird



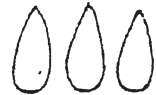
much game



cactus flower



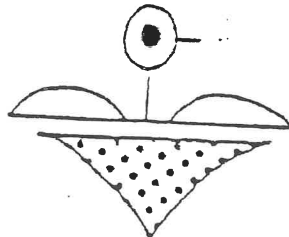
man



much food




plenty



prayer for warmth



happiness



sun



careful




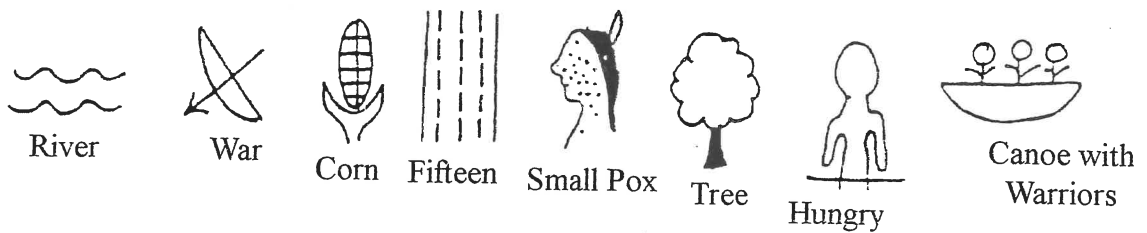
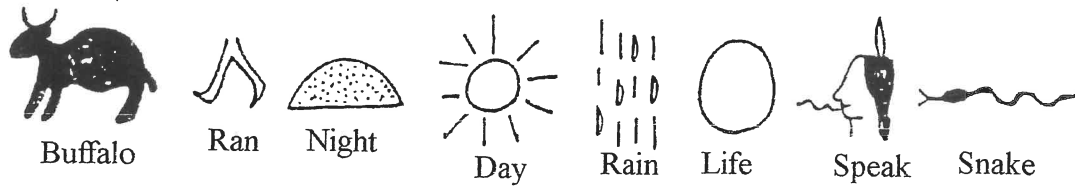
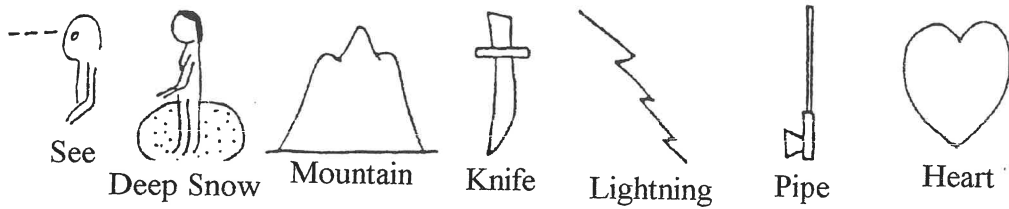
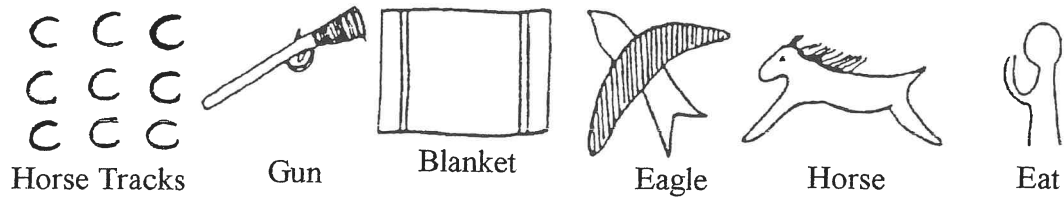

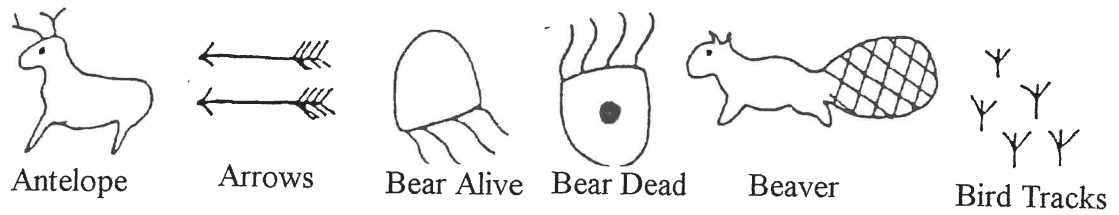
fast



day and night

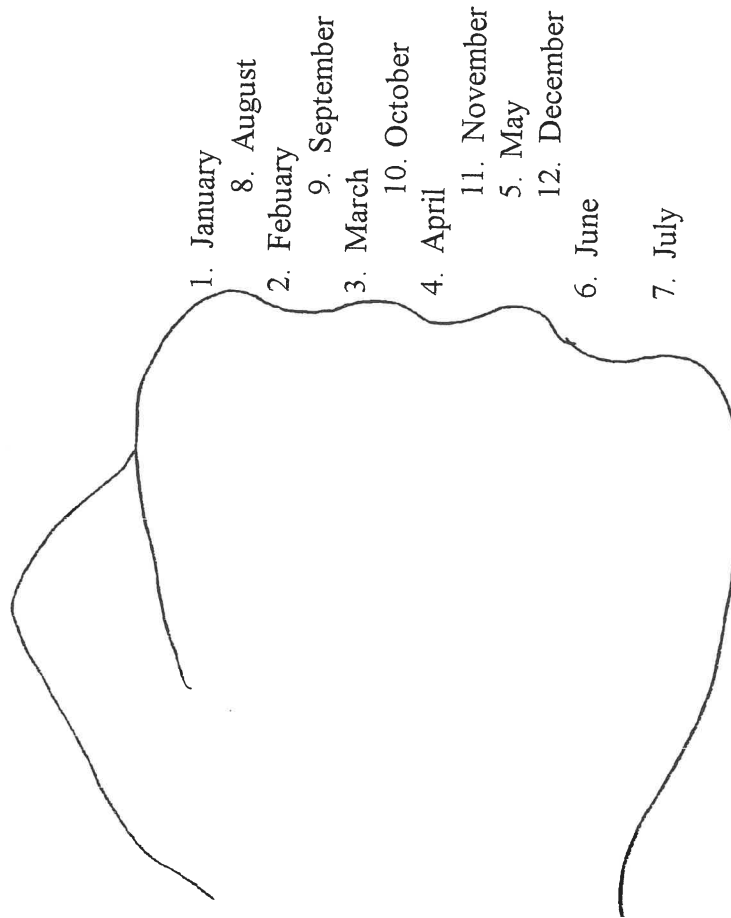


mountain



# VERBAL-WRITTEN CONCEPT: MONTHS

Diane Litton



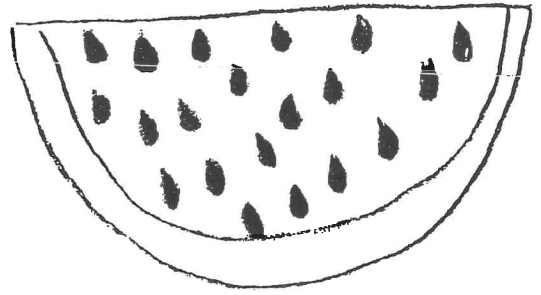
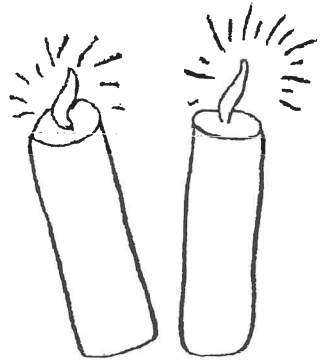







Holding hand in fist begin with tallest knuckle (nearest thumb). Name months in order as shown. The months on the "hills" (knuckles) have 31 days. The ones in the "valleys" (in between the knuckles) have 30 days, except for February which will have 28 or 29 depending upon the year.

Cut out the months of the year and glue them under the pictures that represent the month. You can then discuss the seasons (do not capitalize them).

Gail Vannoy 1990 Tyler, TX

January	February
March	April
May	June
July	August
September	October
November	December









# Missing Months

Cut out the months listed in the boxes. Place the correct box in the blank after the correct sentence.



1. Christmas is celebrated during the month of \_\_\_\_\_.
2. Valentine's day is celebrated during the month of \_\_\_\_\_.
3. Halloween is celebrated in the month of \_\_\_\_\_.
4. The last day of the year comes in \_\_\_\_\_.
5. St. Patrick's day is celebrated in \_\_\_\_\_.
6. Independence Day is celebrated in \_\_\_\_\_.
7. Thanksgiving is celebrated in \_\_\_\_\_.



8. New Year's Day is celebrated in

\_\_\_\_\_.

9. Memorial Day is celebrated in

\_\_\_\_\_.

10. Labor Day is celebrated in

\_\_\_\_\_.

11. The winter months are:

\_\_\_\_\_, \_\_\_\_\_, \_\_\_\_\_

12. The spring months are:

\_\_\_\_\_, \_\_\_\_\_, \_\_\_\_\_

13. The summer months are:

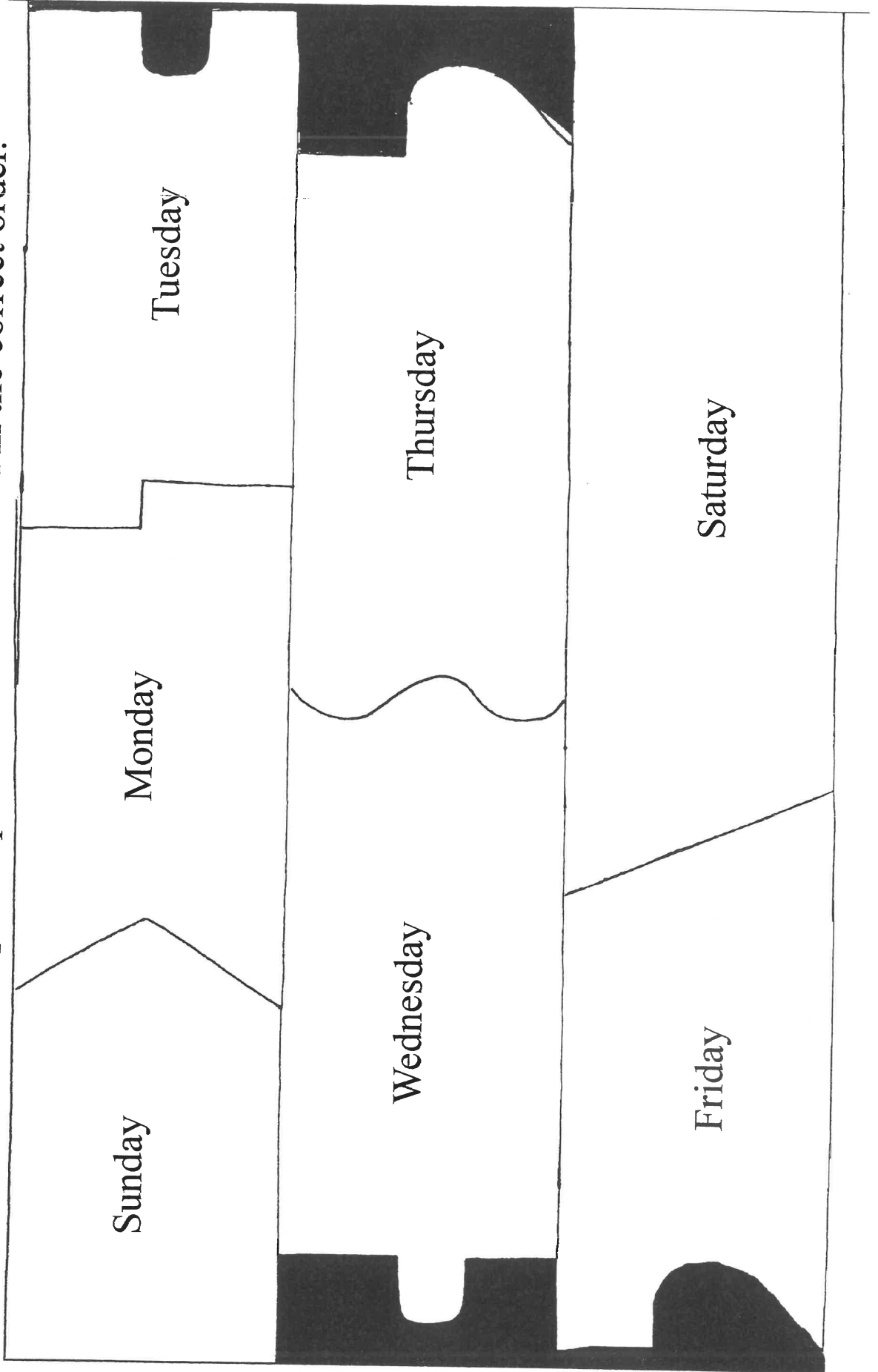
\_\_\_\_\_, \_\_\_\_\_, \_\_\_\_\_

14. The fall months are:

\_\_\_\_\_, \_\_\_\_\_, \_\_\_\_\_

# Days of the Week

Students cut out puzzle pieces and form a chain in the correct order.



Name: \_\_\_\_\_

Date: \_\_\_\_\_

Match the day of the week with its abbreviation.

Sunday

Tues.

Monday

Fri.

Tuesday

Sun.

Wednesday

Thurs.

Thursday


Sat.

Friday

Mon.

Saturday

Wed.



Read the sentences and fill in the answers. Use the chart below to help you.

1. If today was Monday, yesterday was \_\_\_\_\_.

2. If tomorrow will be Friday, today is \_\_\_\_\_.

3. If yesterday was Wednesday, today is \_\_\_\_\_.

4. If tomorrow will be Tuesday, today is \_\_\_\_\_.

5. The fifth day of the week is \_\_\_\_\_.

6. The third day of the week is \_\_\_\_\_.

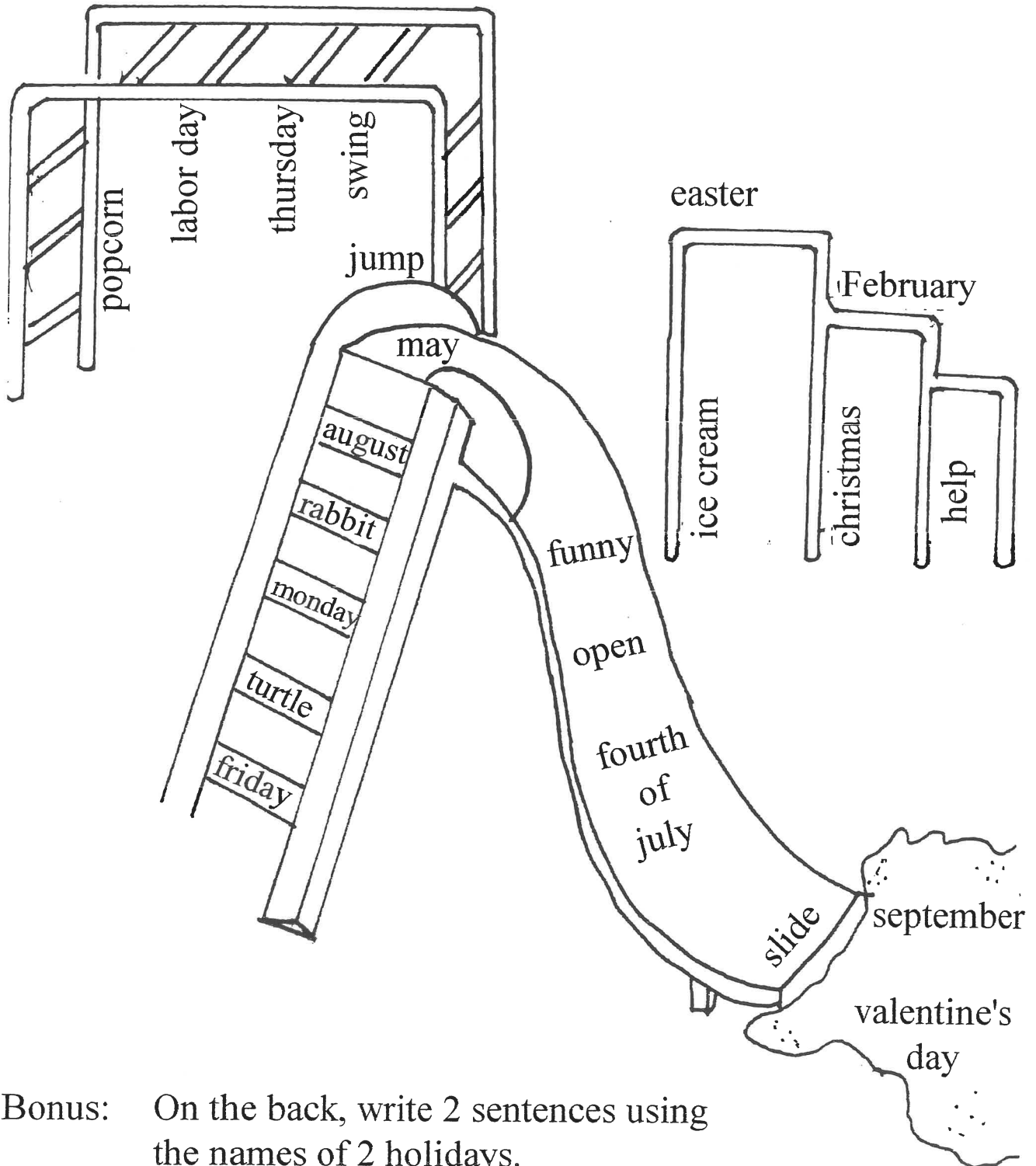
7. The day before Saturday is \_\_\_\_\_.

8. The seventh day of the week is \_\_\_\_\_.

9. The first day of the week is \_\_\_\_\_.

Sunday	Monday	Tuesday	Wednesday	Thursday	Friday	Saturday
1	2	3	4	5	6	7

Circle all of the words that need capitals.  
Look for days of the week, months, and holidays.



Bonus: On the back, write 2 sentences using the names of 2 holidays.

# Phrases

an incomplete thought

# Sentences

a complete thought

Cut out the phrases and sentences and glue under the correct headings above.

a new hat

a good game

the dog ran

the scary witch

an Easter egg

a clown laughed

two of the apples

a happy camper

it is here

she jumped high

Write a simple sentence from this picture.

Noun + Verb

who + did what





Make sentences out of these phrases:

on the table

by the tree

on his head

in the wind

Draw a picture of the sentences.


# PHRASE

Activity: "Go Fish"

Materials: -fish shapes below  
-magnet with hook  
-paper clips

Opt. < -wooden dowl  
-string

Directions: -Copy fish shapes to equal 12 or more fish  
-Use colored tagboard or construction paper  
-Laminate  
-Place paper clip on each fish  
-Print "phrases" on each fish(at child's appropriate reading level)  
-Place in pond  
-Let each child "fish for phrases" with magnet or pole  
-How many fish can you catch!  
-Game can be utilized to teach many concepts if fish are laminated and an erasable marker is used



# Phrases

Put a star beside the phrases.

\_\_\_\_\_ on the road

\_\_\_\_\_ it is sunny

\_\_\_\_\_ in the morning

\_\_\_\_\_ frogs sing

\_\_\_\_\_ to the door

\_\_\_\_\_ one more time

\_\_\_\_\_ go with me

\_\_\_\_\_ down the hill

\_\_\_\_\_ can you stay

\_\_\_\_\_ at the start

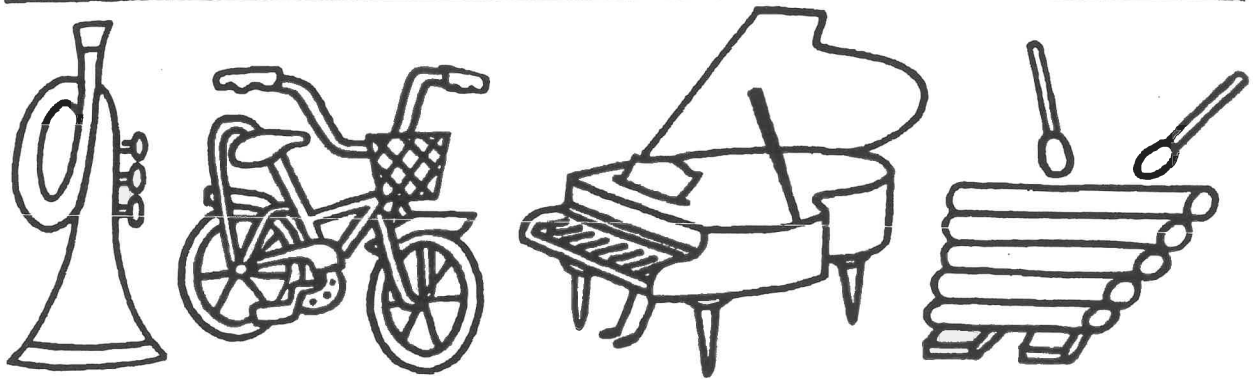
# Categories

Teacher collects several different items or objects, Have students organize and separate them into different categories for a game.







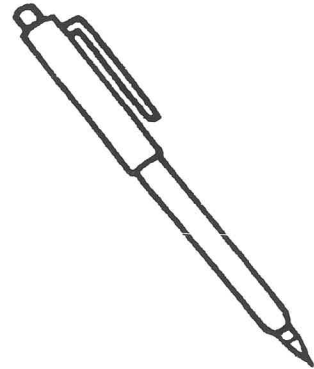




Ex.






Name the objects in each row.  
Make an X on the one that does not belong.




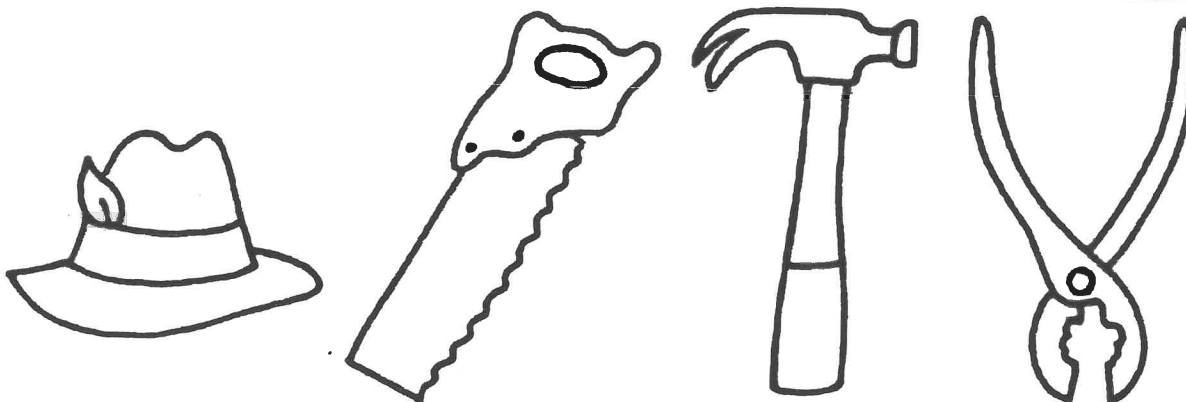

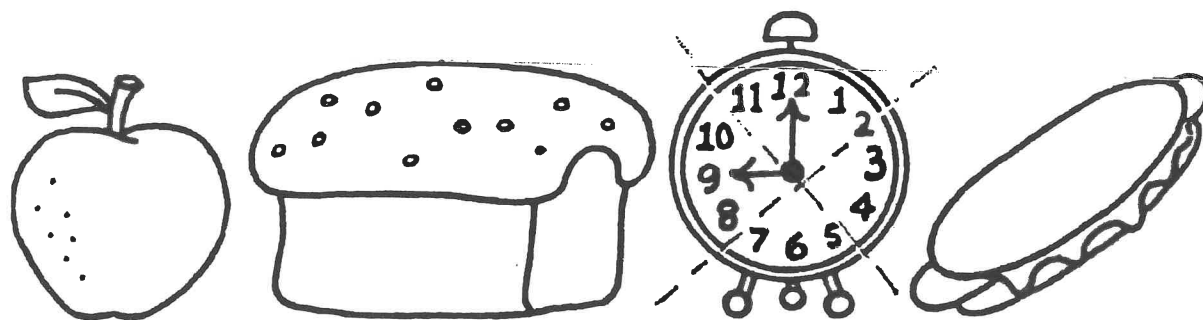
Name the objects in each row.  
Make an X on the one that does not belong.



Name the objects in each row.  
Make an X on the one that does not belong.



Name the objects in each row.  
Make an X on the one that does not belong.






# Sequencing

---

Using colored comic strips play the following game. Play with partners. Turn sequencing cards face down. Each player takes turns turning over 1 card and describing their picture. Next determine whose card comes before or after in the sequence. Build and re-tell a story from the sequenced comic strip.


Ex.





Circle the farm animals.  
Put an X on the animals that do not belong on a farm.

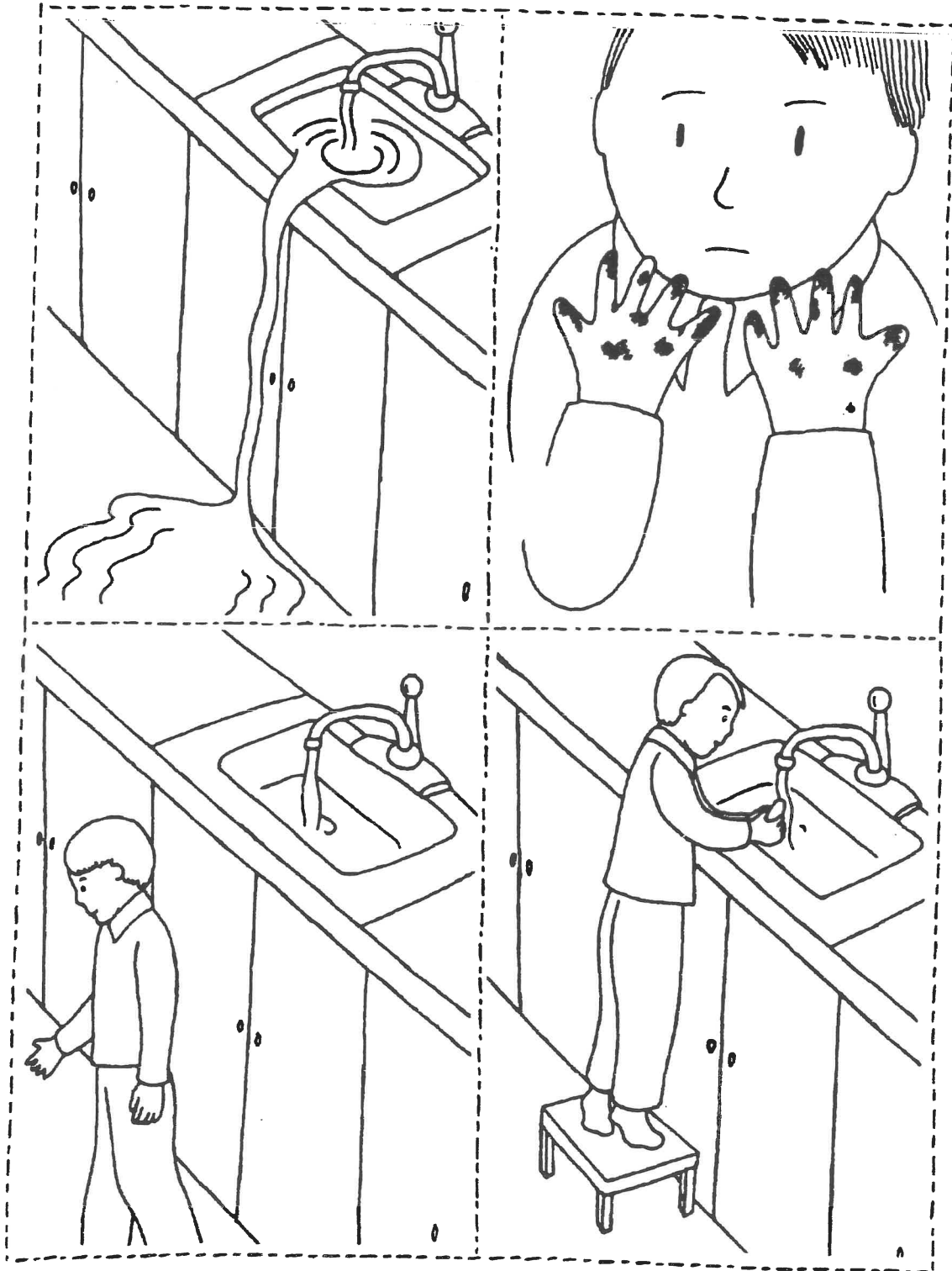
Cut each strip and mount on tagboard.  
Cut to make sequence strips for child to put in correct order.






Cut each strip and mount on tagboard.  
Cut to make sequence strips for child to put in correct order.



Cut each strip and mount on tagboard.  
Cut into 4 cards for child to sequence in correct order.



Cut each strip and mount on tagboard.  
Cut into 4 cards for child to sequence in correct order.



Cut each strip and mount on tagboard.  
Cut into 4 cards for child to sequence in correct order.



DATE \_\_\_\_\_ NAME \_\_\_\_\_

**WORK SHEET - TOPIC SENTENCE**

\_\_\_\_\_  
(TITLE)

1. \_\_\_\_\_  
(WHO)

2. \_\_\_\_\_  
(did WHAT)

3. \_\_\_\_\_  
(WHEN)

4. \_\_\_\_\_  
(WHERE)

5. \_\_\_\_\_  
(WHY OR HOW)


=====  
LIST SOME FACTS YOU FOUND IN THE STORY:




_____	_____
_____	_____
_____	_____
_____	_____



PUT A (★) STAR BY THE FACT YOU FEEL IS  
THE MOST INTERESTING OF THE STORY.

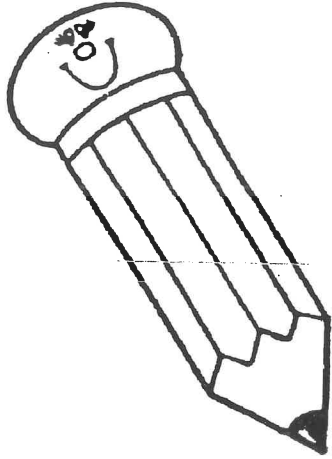
\_\_\_\_\_  
\_\_\_\_\_  
(WRITE A TOPIC SENTENCE USING 3 OF THE 5W's+H AND SOME FACT.)
















Keep your  
eye on  
the  
I

1. i ate a hotdog, but i did not eat a pickle.
2. Later i met a fireman he said i was a big kid.





Change your lower case i to  
capital I where needed.


# Add A Capital



Cross out  
the letter  
you use



J	F	M
A	M	J
J	A	S
O	N	D



Round  
up  
the Days  
of  
the Week



Draw a rope around the  
correct way to write  
the days of the week.

monday

Tuesday

friday

saturday

wednesday

Thursday

Saturday

Friday

tuesday

Monday

thursday

Sunday

Wednesday

# Capitalize the words that need capitals.

may

---

easter

---

winter

---

monday

---

july

---

spring

---

halloween

---

thursday

---

valentine's day

---

fall

---


december

---

march


---

april fool's  
day




merry christmas


Memorial  
Day




Fourth of July



Valentine's Day



Happy  
New  
Year




thanksgiving  
day

Place an O over the correctly written holidays.  
Place an X over incorrectly written holidays.  
Correct the mistakes.



# Capitalization



Jack and Jill wave at friends.


The bus takes us home.

Every sentence begins with a capital letter.

My school is fun.

Cross out each small letter below that should be a capital.  
Write a capital letter above it.

1. the first day of school is exciting.
2. colorful papers and posters decorate the classroom.
3. during recess, we play outside.
4. we read our new books after lunch.
5. by the time school is over, we have made some new friends.



# Be A Good Sport

1. jon is fast on his skateboard.



2. jen can play ball.

3. tom can run fast.



4. kit can hit the ball.




You are  
a winner



\*Always capitalize the first word in a sentence. Correct these sentences.

1st words in sentences and  
Quotes ... are capitalized.




Place a quote in the ears of the mouse.

Begin  
End

\_\_\_\_\_ is my teacher

# Quotation Marks




Place the quotation marks in the correct places.

Thanks for coming to visit me, said the moon.

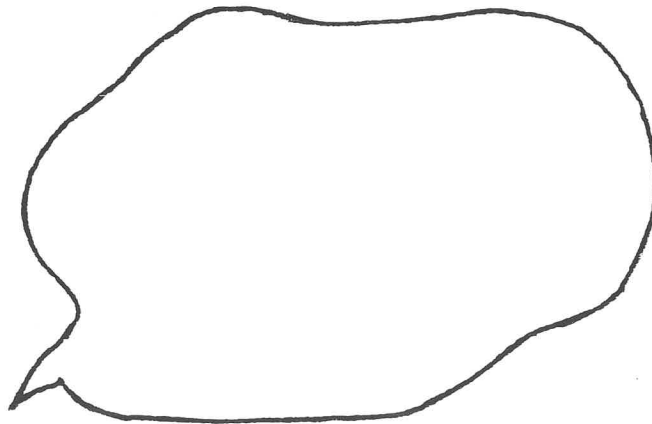
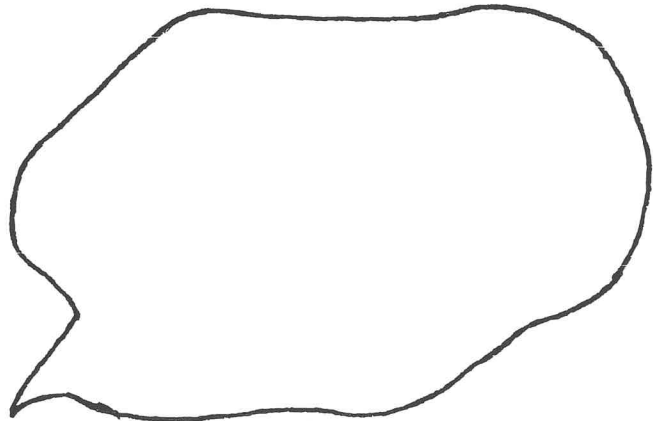
Do you have many visitors? said the boy.

# Quotation Marks

Use quotation marks for things people really say.



"Hello, ladies and gentlemen.  
Welcome to our show tonight."



# "Quotation"

Fill in the missing quotation marks. (Use a different colored pen)

1. My name is Charles, said Charles.
2. Who cares? said Bill.
3. I care, said Charles.
4. Who do you think you are? said Bill.
5. Why, said Charles, I'm Charles!
6. Oh! Well, in that case, said Bill, Hello.

# Capitalize Names and Titles



Santa Claus is coming to town.



The Statue of Liberty is in New York.



# Capitalizing Names and Titles

Circle the Letters that should be capitals.

---

1. sally and joe walked to school.
2. Where did rev. john preach?
3. Our dogs, pete and jojo, are friendly.
4. Can mr. and mrs. smith join the party?
5. principal brown was late to school.
6. The people liked mayor jane.
7. The elephant , jumbo, does tricks.
8. We went to see dr. green.
9. My car, p.k., is black and white.
10. What job did danny get.?
11. Where does president carter live?
12. ms. jones likes to eat carrots.
13. Let's go play with tom and sue.
14. My deer, ginger, likes to eat bread.
15. Please meet casey at the zoo.

# Intro to Capitals FRIENDS!

Capital letters are our friends. They start our names and start our sentences.


Use the capital letter on this page to make a picture. It can be a face, an animal, or anything else you can imagine!



Now, use the first letter of  
your

name to make a picture. Don't forget to  
make it a capital letter.

# Watch Our Smoke



Capital Rules	Proper Nouns	Days of the week	I
Explain each rule.	Holidays	Months of the year	First word of a sentence

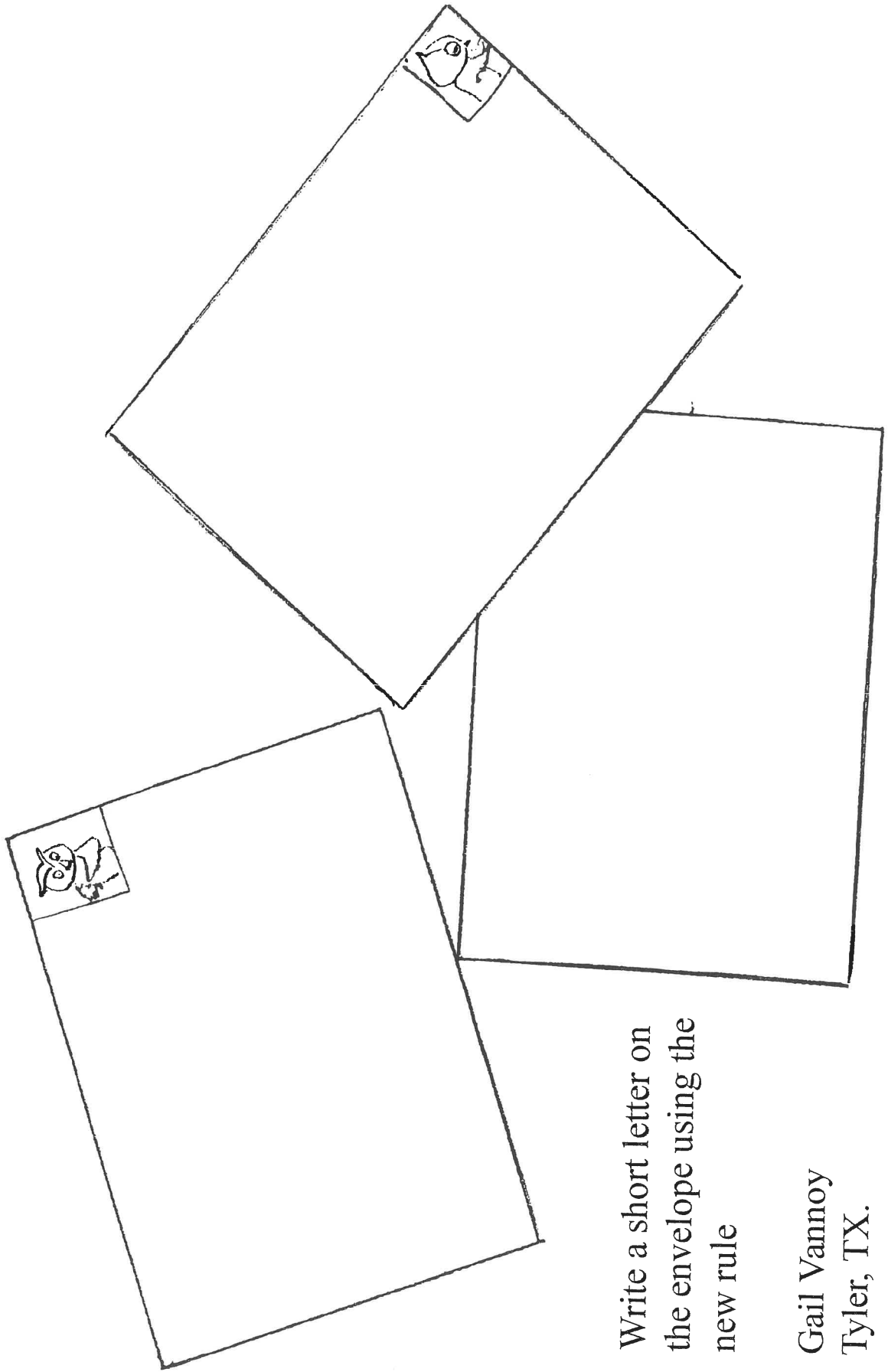
# Capitalize !!

Write a sentence with a word you circled. Use it as the 1st word in the sentence. Pick another word. Use it as the second word in your second sentence.

- he -  
- kirk smith - store -  
- street -                      - june -  
- monday -                      - i -  
- pond -  
- month -  
- park -  
- march -  
- car -  
- shop -  
- jan -  
- lake duke -                      - sal -  
- new year's day -  
- today - me -

Circle the words that should always be capitalized.

1st word openings/closings of letters are capitalized.



Write a short letter on  
the envelope using the  
new rule

Gail Vannoy  
Tyler, TX.

## GEOGRAPHICAL NAMES

Capitalize the geographical names where needed and draw a simple picture to the right of each word.

mississippi river

lake

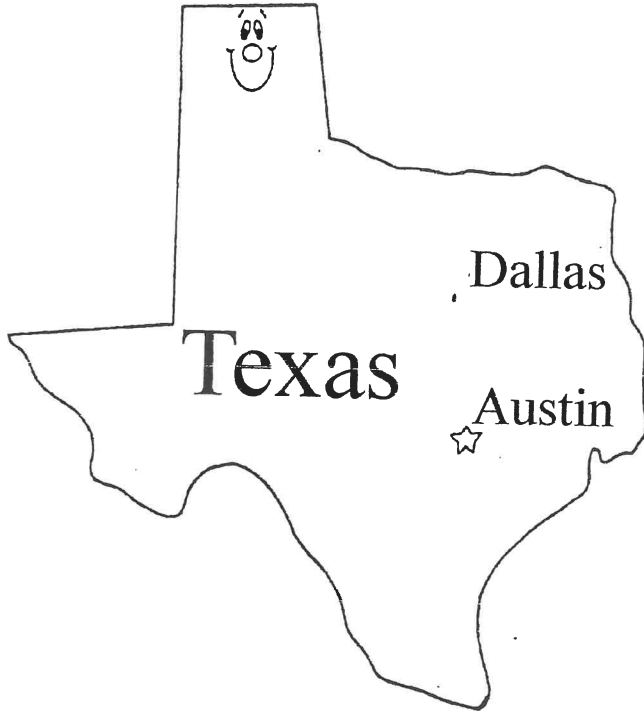
sahara desert

hill

grand canyon

atlantic ocean

Capitalize Geographical Locations



Texas is a great big state.

We live in Dallas.

**WRITE THREE SENTENCES USING THE  
FOLLOWING PROPER NOUNS:  
DALLAS, AUSTIN, TEXAS**

1.

2.

3.

Capitalize the geographical names where needed.

mississippi river

mount everest

lake

carlsbad cavern

sahara desert

hill

grand canyon


atlantic ocean

islands

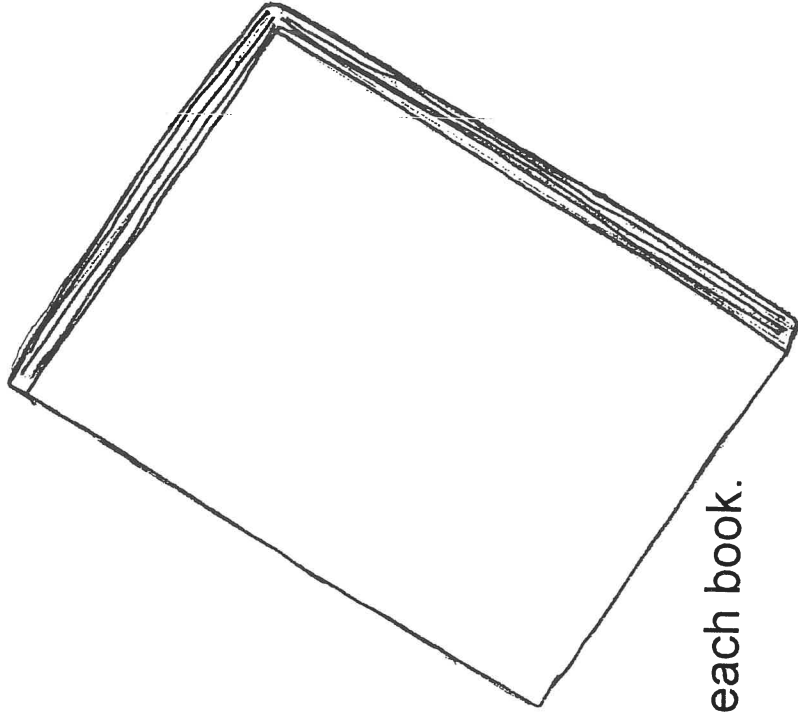
rocky mountains



# Important Words in the Titles of books are Capitalized.



Write a title on each book.



Gail Vannoy  
Tyler, Tx

# Capitals

Put capitals over the letters that need them in these titles:

alice in wonderland

the wizard of oz

snow white and the seven dwarfs

the black stallion

fantastic mr. fox

little miss muffet

sleeping beauty

charlotte's web

# WELL KNOWN THINGS




## CAPITALIZE WELL KNOWN THINGS:

You are a secretary, and this is a list of instructions from your boss. Some words need to be capitalized. Can you find them?

Memo to my secretary:

1. Call the first national bank and order my checks.
2. Make a lunch date at the embers.
3. Cancel my dental appointment with Dr. Bright. His office is in the branson building.
4. Order tickets at the lamplighter theater for the play.
5. Call Mrs. Stone and tell her to meet me at woodward park.
6. Mail Postcards with the pictures of the statue of liberty on them.
7. Send flowers to Mr. Black in cedars hospital.
8. Pick up my medicine at the berryville drugstore.

# Period



. That's all it is, a single dot, but a very powerful one. Each time you put one on paper, you're directing your reader to come to a complete stop. Actually, a ., or period, is very much like a stop sign, which signals cars to make a full stop. If the period weren't there, sentences would collide with each other there would be no telling where one ends and another begins that would mean mass confusion among all the written words to protect these innocent unprotected words keep in mind when you use a period you create the sound of STOP.

# Declarative Sentence



I like Halloween.

# Declarative Sentence




A declarative sentence  
makes a statement.

I broke my leg.

Jack hit me.

I fell off a cliff.

Read the two declarative sentences below. Write one of your own about the boy in the picture.




1. The flowers are in the vase.
2. The books are on the shelves.
- 3.



# Declarative Sentence

Write a declarative sentence to go with each of these pictures:



# Question Mark




? What's that? It's an unmistakable sound—the questioning voice . The trusty curl with a dot, or question mark, has a special job, one of asking. It means that something is up in the air. It asks you to wake up, listen, and figure it out. Usually the ? indicates a rise in the sound of the voice, a lift at the end of the sentence. Does that make sense? Punctuation is correct when it accurately conveys the *intention* of your writing. So take control with the ., ! ? and see what happens.

# Interrogative Sentences

Punctuate each sentence.

Who was knocking on the door.

When are you  
moving to  
Dallas



Where is your new Bike


What is your name

Why are you so happy

An \_\_\_\_\_ Sentence asks a \_\_\_\_\_.

Lisa Norman

# Interrogative Sentence



Write 3 Interrogative Sentences using this picture.




1.

2.

3.

# Interrogative Sentence

Write an interrogative sentence to go with each of these pictures.



# Interrogative Sentence



An interrogative sentence asks a question.

What Happened?

Who hit you?

Where did you fall?

When did you get hurt?

Why didn't you see a doctor?

# QUESTION WORDS



## CIRCLE THE QUESTION WORDS'

Who were the person s best friends?

How far is it to the nearest supermarket?

How long does it take to get to Europe from America?

What year was the person born?

Where did the person go to school?

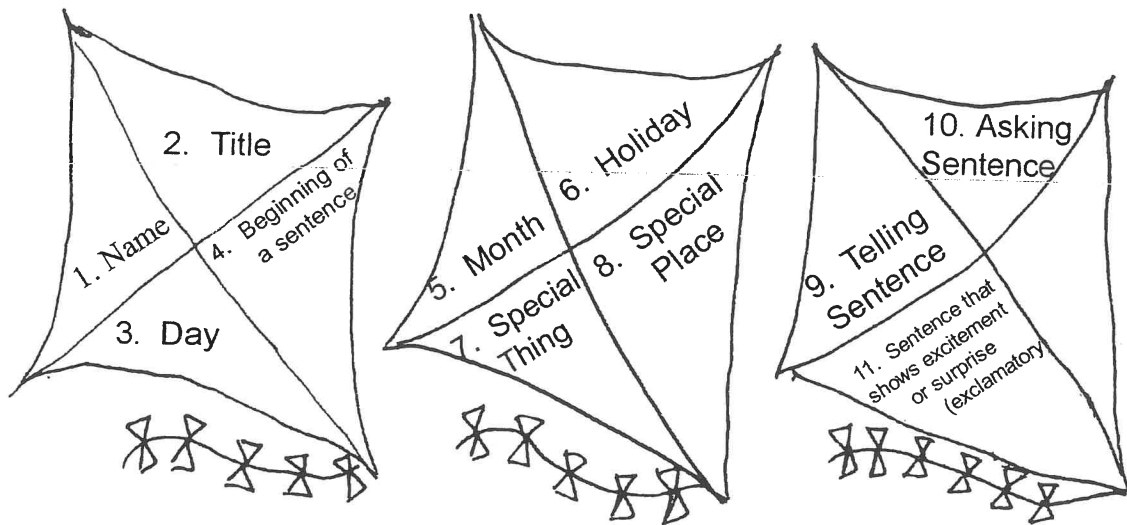
What did the Ferson want to do in life?

How many stars are in the Milky Way?

What is the French word for summer?



## Capitalization and Punctuation (review)



In each  below give the number of the reason for the capital or ending mark.

- Who saw Ray on Friday?
- Does Mrs. Ling live at 182 Grand Avenue?
- Karen can't wait for Christmas in December!
- Mom will buy Cheerios at Tom Thumb.
- We will watch the Cowboys on Sunday, November 17th.
- I think Mrs. Smith is moving to Texas. Yea!



# Exclamation Mark



! When you have an exclamation to make, pull out the most exuberant mark you can: Let it shout! That's what this dot below a line, an exclamation mark, does—it cries out and lets the full voice of the written word be heard. Can you hear the difference between these two sentences:

There's a fire in the basement.

There's a fire in the basement!

One will certainly attract more attention than the other. This mark is used to show excitement, fun, and danger. Use it sparingly to get the full impact; otherwise everything may sound like a fire in the basement.



# Exclamatory Sentences

Punctuate each sentence.

I am so excited

Stop that Thief

Wow What a beautiful  
raindrop



Close that door



An \_\_\_\_\_ sentence shows \_\_\_\_\_.

# Exclamatory Sentence

Write an exclamatory sentence to go with each of these pictures



# Exclamatory Sentence

Watch out! It's falling!



# Imperative Sentence

Punctuate each sentence.

She gave  
the prizes to  
her friends

They are going  
on a picnic

Julie walked  
to school

Bob hid the  
ball from the  
dog

An \_\_\_\_\_ Sentencse makes a \_\_\_\_\_.

# Imperative Sentence

An imperative sentence tells someone to do something.

Come with me.

Please, help me.

Call an ambulance




Write an imperative sentence from the picture. Tell the boy what to do.



# Imperative Sentence

Write an imperative sentence to go with each of these pictures





# Punctuation

Complete each sentence with the correct punctuation.

Put a (.) or (?) or (!) in each  .

1. Today is the first day of school
2. Oh no, I am late
3. Did Donna get a car
4. No, she walks
5. Did David get on the bus
6. David missed the bus
7. Run fast, David
8. Kim wants to ride her bike
9. Will Jim ride his bike, too
- 10 watch out for cars

# Four Kinds of Sentences:

Declarative  
Interrogative  
Exclamatory  
Imperative

Have students cut out the punctuation cards below.

Teacher reads a sentence. Students hold up the correct punctuation card and states what kind of sentence is.

The sun is yellow.

A house is on fire!

Shut the door.

What time is it?

Tomorrow is Monday.

Come here.

Where are you going?

Look out!




# Carla The Comma



# Comma



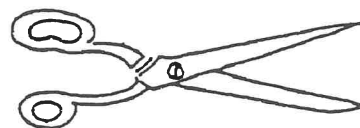
, The comma, a dot with a tail, is probably the most frequently used sentence signal of all. Its message is quite clear: Slow down, pause a moment. It's a reminder too: Hey, I'm not done, there's more to come.



## WORD HISTORY

### A Comma, a Pair of Scissors, and a Movie Director

All three have to do with cutting. *Comma* comes from the Greek word *Comma*, meaning "a piece cut off." That's what it does in a sentence. The *cis* in scissors is Latin, meaning "to cut." And movie directors call out "Cut!" when they want to stop the action.



# Comma Rule 1

To set off yes or no

1. Yes, Brush your teeth!



2. No if you don't brush your teeth you will loose your teeth.




Barbara Janasak  
July,

# Comma Rule 2

to set off the names of a person being spoke to

How wonderful, Grandmother, you love your cats.



,

,

Barbara Janasak  
July,

# Comma Rule 3

to separate the day from the year in dates

February, 1991



1991

Barbara Janasak  
July,

# Comma Rule 3

Put the comma in the proper place:

March 2 1983

May 28 1950

July 4 1776

November 10 1991

Write:

Today's Date: \_\_\_\_\_

Your Birthday: \_\_\_\_\_

New Year's Day: \_\_\_\_\_

Independence Day: \_\_\_\_\_



# Comma Rule Three

## Commas in Dates

Use a comma, between the day and the year.

Write each date correctly.

Example:

February 12, 1983

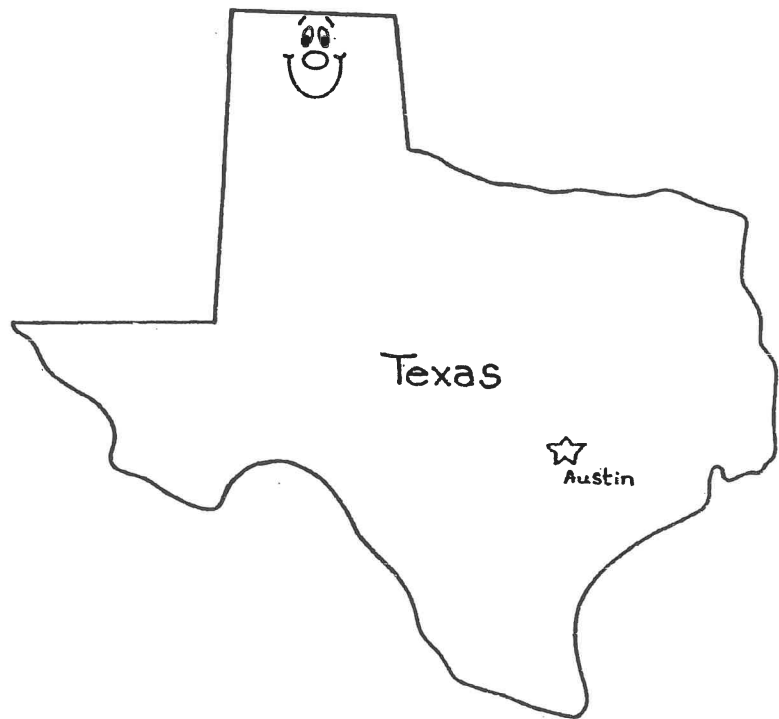
1. April 15 1984
2. September 4 1943
3. January 3 1982
4. December 10 1077
5. October 8 1984
6. July 9 1983
7. may 12 1970
8. March 7 1985
9. February 12 1983

# Comma Rule 4

To separate the city from the state.

Plano, Texas

Plano,



# Comma Rule 4


## Commas with Names of Places

Use a comma between the name of a City and the name of a State.

Example: Rutland, Vermont

1. Omaha Nebraska
2. Memphis Tennessee
3. Dayton Ohio
4. Tulsa Oklahoma
5. Denver Colorado
6. Bangor Main
7. Hollywood California
8. Dallas Texas
9. New York New York

# Welcome to the Comma Series



## Batting Practice

Write the comma rule number in the baseball next to the sentence that shows an example of that comma rule.

Comma rule #1 - to set off yes or no

Comma rule #2 - to set off the name of a person  
being spoken to

Comma rule #3 - to separate the day from the year in  
dates

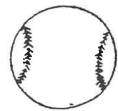
Comma rule #4 - to separate the city from the state



My grandmother lives in Odessa, Texas.



Dad, may I borrow the car tonight?



Sherry was born on July 29, 1977.



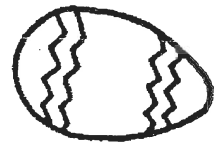
Yes, you may have a drink of water.



# Comma Rule 5

to separate words in a series

Today we will be using apples, pencils  
and eggs in our class experiment.





Welcome to the

Comma Series

PLAY BALL!

LET'S DISCOVER COMMA RULE #5 !!

- Read the following sentences to discover why we need the commas.



○ The baseball player's names are Nolan Ryan, Jose Canseco, and Greg Swindle.

My favorite baseball teams are the Atlanta Braves, the Chicago White Sox, and the Houston Astros.

I have a glove, a bat, and a baseball.

We use comma rule #5 \_\_\_\_\_  
\_\_\_\_\_  
\_\_\_\_\_

# Comma Rule 5

## Commas

Use Commas to separate words in a series.  
Fill in the commas where they are needed.

1. Ice cream cake and soda was served at the party.
2. Are we going to school the store or home?
3. The cat dog and deer lived together.
4. lettuce tomatoes onions and carrots make a good salad.
5. You may go on Monday Tuesday or Wednesday.
6. John Sue and Alice walked to school.
7. Please wear a hat scarf or cap.
8. The king queen and princess lived in a castle.
9. Where are the pencils pens and paper?
10. The summer months are June July and August.
11. A store a library and a garage burned down last night.
12. Will you live in a log house an igloo or a tipi?



Welcome to the

Comma Series

Comma Rule #1 - to set off yes or no

Comma Rule #2 - to set off the name of a person being spoke to

Comma Rule #3 - to separate the day from the year

Comma Rule #4 - to separate the city from the state

Comma Rule #5 - to separate words in a series

**STRIKE HIM OUT !!!**

Read the following sentences. Write the comma rule number in the baseball next to the sentence that shows an example of that comma rule.



The players numbers are 56, 21, 45, and 33.



We visited St. Louis, Missouri.



Yes, I love the Atlanta Braves.




We went to the baseball game on October 23, 1993.



Ryan, are you going to sell your baseball card?





## Comma Rule 6

Use a comma to  
open and close  
a letter.

opening - Dear Pat,  
closing - Love,  
John

Art: Print Shop  
Linda Kuhn

Name \_\_\_\_\_ Date \_\_\_\_\_

## Comma Rule 6

When a friend comes to visit, you must open the door to let them in.



When you write a letter to a friend, you must "open" the letter to visit with them. We do this by using a comma after the greeting.

Dear Pat,

Help open these letters by adding commas.

Dear Paul\_    Dear Kathy\_    Dear Dad\_

Dear Mom\_    Dear Joe\_    Dear Martha\_

Dear Uncle Bob\_    Dear Aunt Jame\_


# Comma Rule 6

in letters after openings and closings

Dear mom,



Love,  
Barbara



Barbara Janasak  
July,

Name \_\_\_\_\_ Comma Rule 6 Date \_\_\_\_\_

Help Carla the Comma find her way by following the correctly written letter openings.

The maze contains the following text elements:

- Top-left: Dear Mark,
- Top-right: Dear Donna
- Left side (top to bottom): Dear Jennifer, Dear May,
- Center (top to bottom): Dear Linda, Dear Uncle Joe,
- Right side (top to bottom): Dear Jim, Dear Dan,
- Bottom-left (top to bottom): Dear Mary, Dear David, Dear John, Dear Pat,
- Bottom-center (top to bottom): Dear Al, Dear Mom, Dear Jan, Dear Carla,
- Bottom-right (top to bottom): Dear Alice, Dear Chris,
- Bottom edge (left to right): Dear Aunt Sue, Dear Carl
- Center: To Begin Letters

Linda Kubo

Name \_\_\_\_\_ Date \_\_\_\_\_

## Comma 6 Rule

We also use commas to close a letter.

Help Carla the Comma with these closings by adding a comma.



Your friend\_      Love\_      Sincerely yours\_

Yours truly\_      Sincerely\_      Your cousin\_

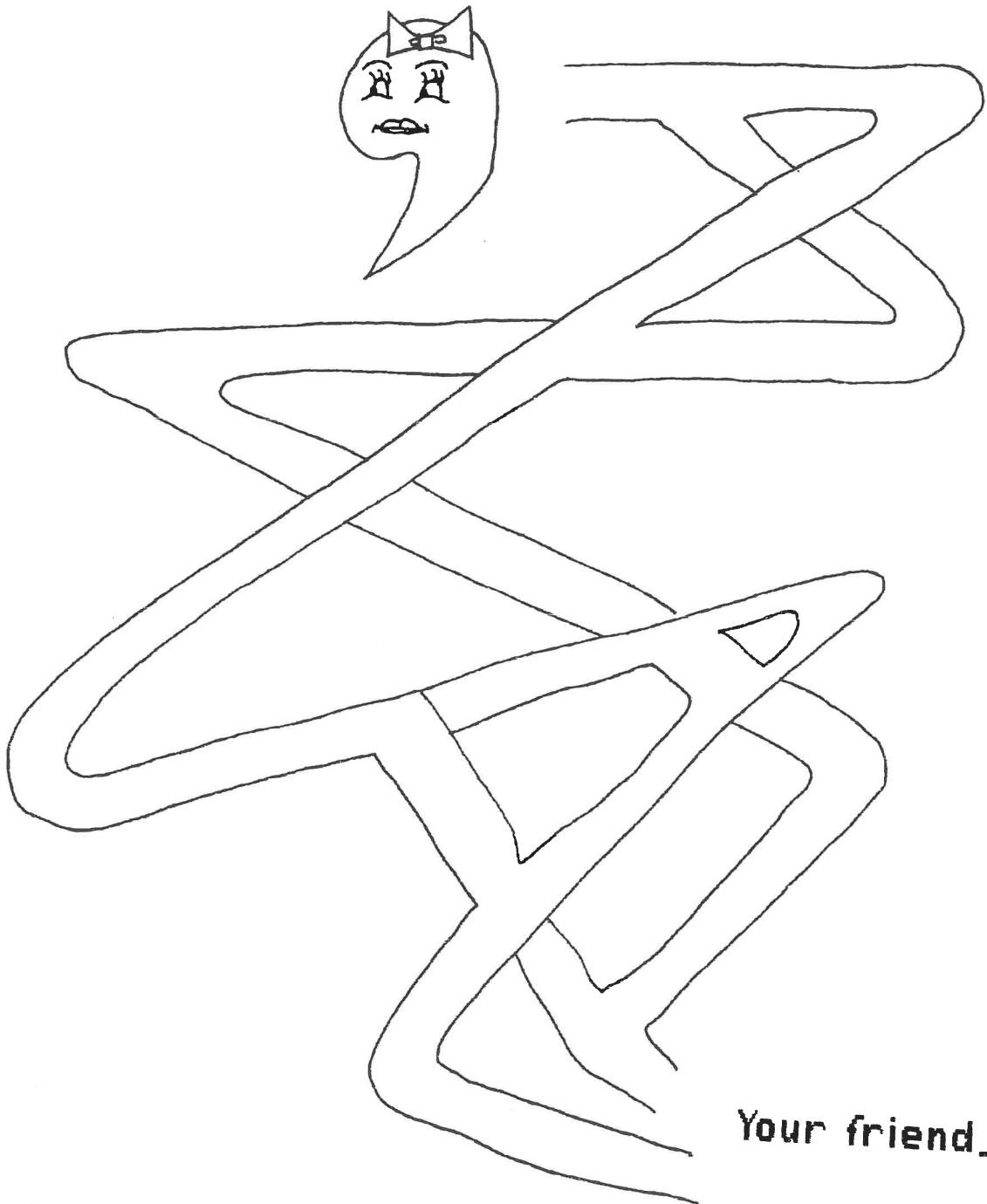
Your son\_      Your daughter\_      Your Aunt\_

Best friends\_      Your Mom\_      Your Dad\_

Name \_\_\_\_\_ Date \_\_\_\_\_

## Comma Rule 6

Help Carla find her way to the closing and add the missing comma.



Your friend\_

*Linda Kuhn*

Name \_\_\_\_\_ Date \_\_\_\_\_

Comma 6 Rule - to open or close a letter

Correct the following  
letters by adding commas  
where needed.



Dear Aunt Paula

Thank you for the cat you gave me. I will  
take good care of the cat. I will name her  
Fluffy.

Your niece  
Rebecca

Dear Mom and Dad

I am having fun at camp. We swim and make  
crafts during the day. At night we roast hot  
dogs and toast marshmallows. I miss you and  
dad. I will see you next week.

Your son  
John

*Linda Kuhn*

Name \_\_\_\_\_ Date \_\_\_\_\_

### Comma Rule 6

Use a comma after the greeting and after the closing in a letter. Write these parts of a letter correctly on the lines.

1. Dear Carolyn

\_\_\_\_\_

6. Your friend

\_\_\_\_\_

2. Dear Juan

\_\_\_\_\_

7. Sincerely yours

\_\_\_\_\_

3. Your daughter

\_\_\_\_\_

8. Dear Father

\_\_\_\_\_

4. Dear Grandma

\_\_\_\_\_

9. Your devoted son


\_\_\_\_\_

5. Yours truly

\_\_\_\_\_

10. Dear Molly

\_\_\_\_\_



Linda Kuhn







*Art: Print Shop  
Linda Kuhn*

# Comma Rule 7

to separate a compound sentence

Help Mr. Policeman I ate too much candy, Ice cream, cake, and I want to get home to my mother and dad.



Barbara Janasak  
July,

# New House

Make a compound sentence and use a comma to separate.

1. We moved to a new house. We moved in August.
2. I have a large room. I have a room upstairs.
3. Our new house creaked. Our new house groaned.
4. I ran to my parent's room. I hid in the closet.



Put the commas where they belong.

1. Yes I will go with you.

2. September 25 1991

3. Jill can you come now?

4. No she is not here.

5. January 15 1975

6. Bill will you be here to  
morrow?

's

Make the people own the  
objects:

Marry \_\_\_\_\_ Doll

Bob \_\_\_\_\_ Bike

Dad \_\_\_\_\_ Mower

Sister \_\_\_\_\_ Book

Baby \_\_\_\_\_ Rattle

Teacher \_\_\_\_\_ Pencil

Puppy \_\_\_\_\_ Ball

Ann \_\_\_\_\_ Desk

# Semicolons, Colons, and Hyphens

Semicolon - use a ; between independent clauses in a sentence if they are not joined by and, but, or, nor, for, yet.

Colon - Use a colon : before a list of items especially after expressions like as follows or the following. Also use a : between hour and minutes (ex. 2:00).

Hyphen- use a - to divide a word at the end of a line. also use a - with compound number. (ex. ninety-nine)

; A tall women entered the room; and a short woman followed.

Create 2 of your own sentences using a;

1.

2.

: This is what I must  
buy at the store: car-  
rots, milk, and bread.

1.

2.



**Place a colon between the chapter and verse of the Bible.**

**Luke 7 verse 7**

**"Ask, and it will be given to you; seek and you will find; knock and it will be opened to you."**

**Luke 7 7**

**John 3 verse 16**

**"For God so loved the world, that He gave His only begotten Son, that whoever believes in Him should not perish, but have eternal life.**

**John 3 16**

**Romans 3 verse 23**

**for all have sinned and fall short of the glory of God.**

**Romans 3 23**

**Romans 5 verse 8**


**But God demonstrates His own love toward us, in that while we were sinners, Christ died for us.**

**Romans 5 8**


Write the time for each clock




9:15




\_\_\_\_\_



\_\_\_\_\_

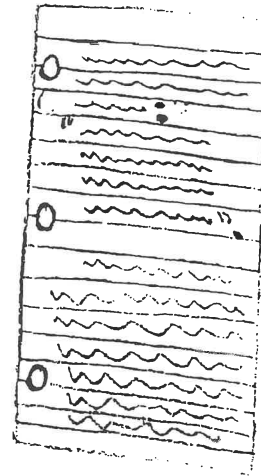

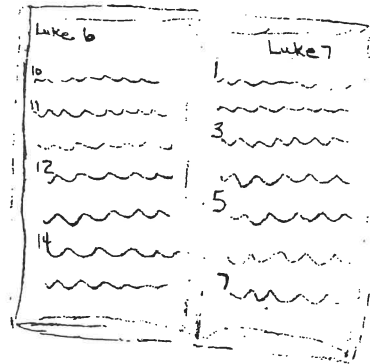
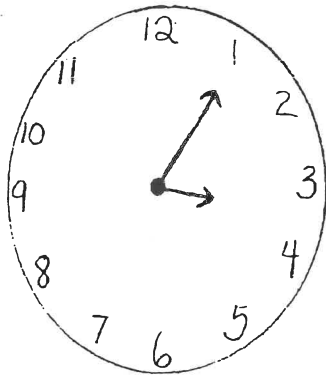


\_\_\_\_\_



\_\_\_\_\_

Picture clues for colon rules 1-5. Name each rule.



Mix the following: cocoa,  
sugar, flour and  
soda.

Please decide if a comma (,) or a colon (:)  
should be used after the openings:

Dear Sir\_\_

Dear Suzy Que\_\_

To Who It May Concern\_\_

Gentlemen\_\_

Dear Bobbie\_\_

Dear Dr. Gideon\_\_

Dear Lynda Lou\_\_

Rewrite the sentence below, adding colon where needed.

He'd done many things eaten, run, played, and jumped.

Joseph knew his mom would come home at 7 30.

Please look up John 3 16 in your Bible.

—We have twenty-five students in class today.

1.

2.

## Bibliography

- Bergen, Casey. Children on the acknowledgement.
- Cox, Aylett, Structures and Techniques. Cambridge, Mass: Educators Publishing Company, 1984.
- Hand, Harsh, Ney, Shane. Adventures in English. Experiences in Language. River Forest, Illinois: Laidlaw Brothers, 1975.
- Hand, Harsh, Ney, Shane. Exploring in English. Experiences in Language. River Forest, Illinois: Laidlaw Brothers, 1975.
- Hand, Harsh, Ney, Shane. Discovery in English. Experiences in Language. River Forest, Illinois: Laidlaw Brothers, 1975.
- Hand, Harsh, Ney, Shane. Progress in English. Experiences in Language. River Forest, Illinois: Laidlaw Brothers, 1975.
- Hand, Harsh, Ney, Shane. Growth in English. Experiences in Language. River Forest, Illinois: Laidlaw Brothers, 1975.
- Hand, Harsh, Ney, Shane. Power in English. Experiences in Language. River Forest, Illinois: Laidlaw Brothers, 1975.
- Hand, Harsh, Ney, Shane. Success in English. Experiences in Language. River Forest, Illinois: Laidlaw Brothers, 1975.
- Hand, Harsh, Ney, Shane. Listening and Talking. River Forest, Illinois: Laidlaw Brothers, 1975.
- Hand, Harsh, Ney, Shane. Listening, Reading and Talking. River Forest, Illinois: Laidlaw Brothers, 1975.
- Hand, Harsh, Ney, Shane. Listening, Reading, Talking, and Writing. River Forest, Illinois: Laidlaw Brothers, 1975.
- Anderson, Armington, Dennis, Dusel. New Directions in English. Linguistic Program in Language and Composition. New York, New York: Harper and Row, 1969.

CONTINUED BIBLIOGRAPHY.

Warriners English Grammar and Composition. Courses 1-5.  
New York, New York: Harcourt Brace, 1977.

Connors, Francis. New Voyages in English. Chicago, Illinois:  
Loyola University Press, 1975.

Reitman, Pailati. English for Everyday Living. Oak Lawn,  
Illinois: Ideal Publications, 1977.

Kabyn Books. The Writing Kabyn. San Diego, California.  
5643 El Cajon Blvd.

Vail, Neil and Papenfuss, Joseph F. Daily Oral Language.  
McDougal, Littell: Evanston, Illinois.