

Hard g and Soft g Card Game

Directions: Play the game like UNO

1. Shuffle deck. Each player gets seven cards. Player can look at cards.
2. Unused cards go in draw stack, upside down. Turn one card over.
3. Player to the left of dealer goes first.
4. Player can play a card that matches the hard g or soft g word that is turned over. Or they can play a card from their hand with the same symbol in the corner. (butterfly, bird, lizard, turtle)
5. Student must read the word on their card correctly. If read incorrectly, they keep their card and moves onto the next player.
6. If player can not play a card, player draws from the deck until they draw a card they can play.
7. Wild Cards can be played (Hard G Wild Card or Soft G Wild Card). Player has to determine what symbol.
8. When a player has the one card left they have to announce “UNO”. If they are caught, they must draw one card.
9. The player that has played all their cards, is the winner.

Hard G:

G before a, o, u, and a consonant = (g)

Soft G:

G before e, i, and y = (j)



game



gate



gobble



gather



goat



gap



good



geese



rag



smug



go



glue



glass



gas




dragon



gum



gist



gentle




gym



giant



genius



germ



gem



angel



huge



engine



danger



age



cage



orange




sledge



bridge




goes




gave




egg



dug




gift




gold



wag



dog



Gene



page




giraffe



page



wage



badge



judge



huge



grape




gom



gall



gape



gope



grope



gupe



gome



gim




gypsy




geep



gype



gell



gipe



gy



geme

WILD
HARD
G

WILD
HARD
G

WILD
HARD
G

WILD
HARD
G

WILD
SOFT
G

WILD
SOFT
G

WILD
SOFT
G

WILD
SOFT
G



