

# Hard c and Soft c Card Game

Directions: Play the game like UNO

1. Shuffle deck. Each player gets seven cards. Player can look at cards.
2. Unused cards go in draw stack, upside down. Turn one card over.
3. Player to the left of dealer goes first.
4. Player can play a card that matches the hard c or soft c word that is turned over. Or they can play a card from their hand with the same symbol in the corner. (butterfly, bird, lizard, turtle)
5. Student must read the word on their card correctly. If read incorrectly, they keep their card and moves onto the next player.
6. If player can not play a card, player draws from the deck until they draw a card they can play.
7. Wild Cards can be played (Hard C Wild Card or Soft C Wild Card). Player has to determine what symbol.
8. When a player has the one card left they have to announce “UNO”. If they are caught, they must draw one card.
9. The player that has played all their cards, is the winner.

## **Hard C:**

C before a, o, u, and a consonant = (k)

## **Soft C:**

C before e, i, and y = (s)



cat



camp



crimp



cusps



craft



clang



clam



crop



cisp



cist



cep



cent



cell



cept




ci



ce




co




cuff



cult



cast



cloth



can



cost



cling




celt



civil




celery



center




circle




circus



trace



mice



color




cart




cup



cone



clock




could



cold



candle



excel



cy




ace



ice



slice



notice



dance



notice





focus




cake



camera



decide



recon



act



mirco



decay



cinder




lacy



race



cinch



cycle



icy



spicy



spruce

WILD  
HARD  
C

WILD  
HARD  
C

WILD  
HARD  
C

WILD  
HARD  
C

WILD  
SOFT  
C

WILD  
SOFT  
C

WILD  
SOFT  
C

WILD  
SOFT  
C



